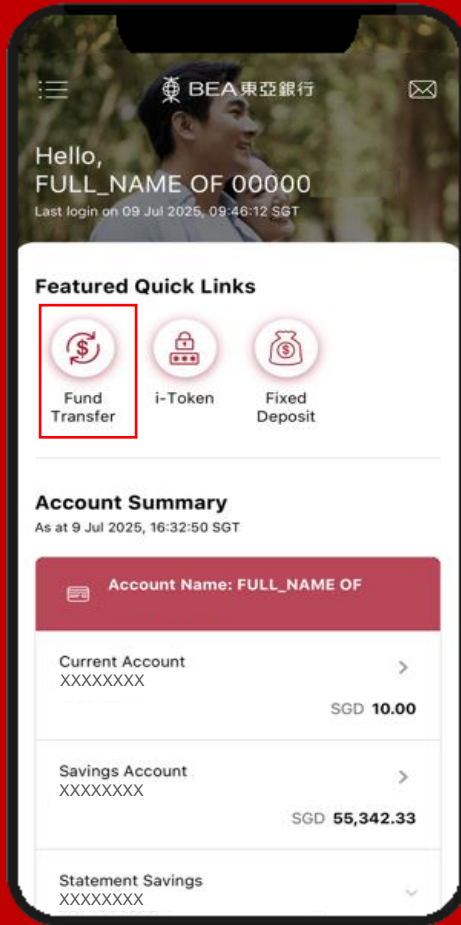


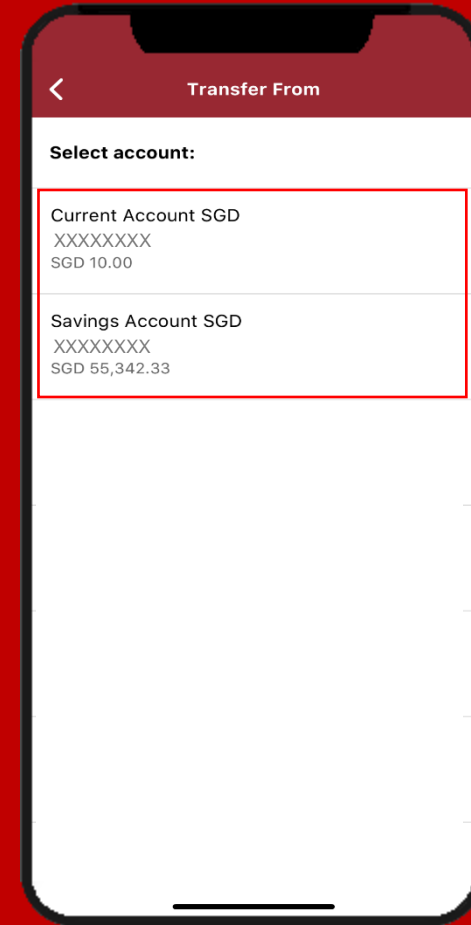
1

# Select Fund Transfer.



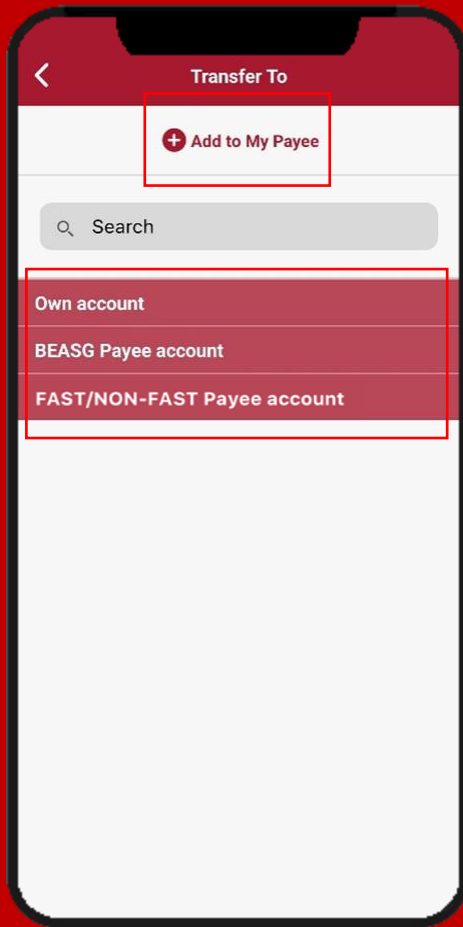
2

# Select Transfer From, then select your account.



3

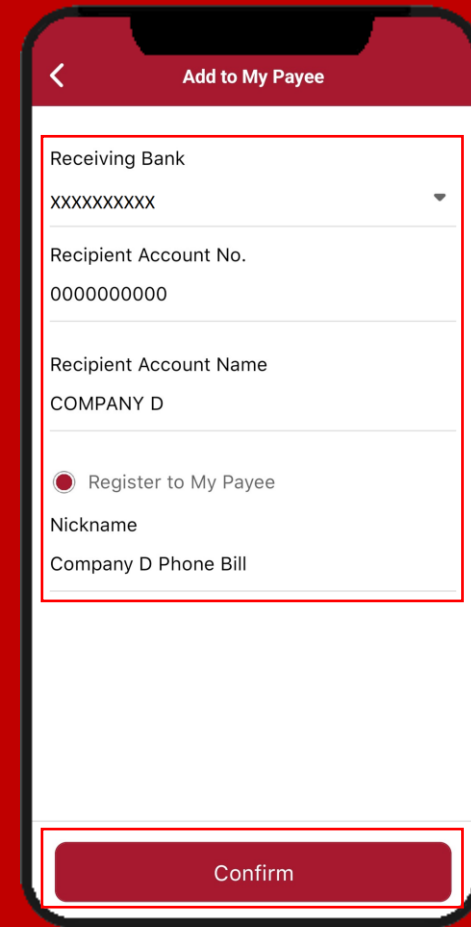
Select **Transfer To**, then select the payee's account.



Click **Add to My Payee** if payee is not registered.

4

Input payee's details, then click **Confirm**.



5

Select **Amount**, then input the transfer amount.

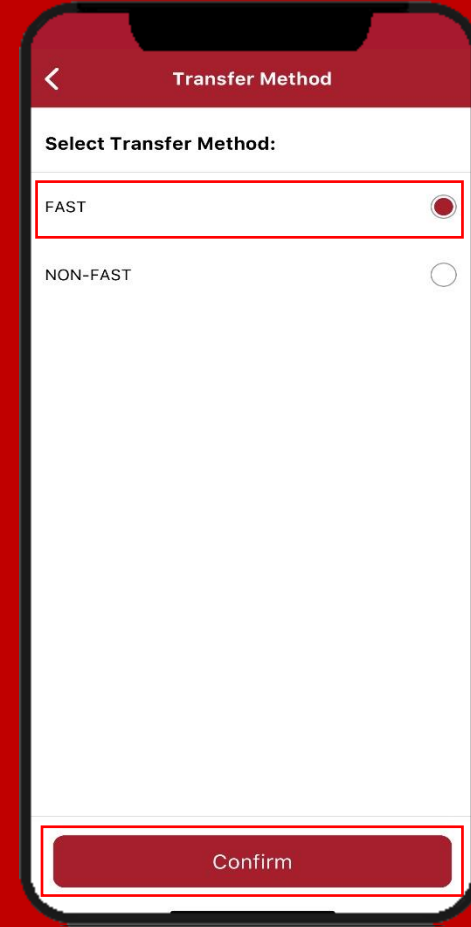
Transfer Funds via FAST



Click **Confirm**.

6

Select **Transfer Method**, then select **FAST**.



Click **Confirm**.

7

Select **Transfer Date**, then select the transfer date.

**Transfer Date**

Select Date:

Immediate

Later  
Select a date within the next 90 days

Recurring  
Set weekly, monthly, quarterly, semi-annual or annual transfers within the next 90 days

Confirm

Click **Confirm**.

8

Select **Purpose Code**, then select the purpose code.

**Purpose Code**

Select Purpose Code:

Allowance ☐

Business Expenses ☐

Bonus Payment ☐

Cable TV Bill ☐

Credit Card Payment ☐

Cash Disbursement ☐

Charity Payment ☐

Collection Payment ☐

Commission ☐

Confirm

Click **Confirm**.

9

Select **Comments(Optional)**,  
then input a comment.

Transfer Funds via FAST

The screenshot shows a mobile app interface for step 9. At the top, there is a back arrow and the title "Comments". Below the title, the text "Comments(Optional)" is displayed. A text input field contains the number "0001". At the bottom of the screen, there is a red "Confirm" button.

Click **Confirm**.

10

Click **Confirm**.

The screenshot shows a mobile app interface for step 10. At the top, there is a menu icon and the title "BEA 東亞銀行". Below the title, the text "Fund Transfer" is displayed. The screen shows the following details: "Transfer From" (Current Account SGD XXXXXXXXXXXX, Current Balance: SGD 10.00, Available Balance: SGD 10.00), "Transfer To" (DBS BANK LTD XXXXXXXXXXXX XXXXXXXX), "Amount" (SGD 1.00, Daily limit: SGD 30,000.00, Remaining limit: SGD 30,000.00), and "Transfer Method" (FAST). At the bottom of the screen, there is a red "Confirm" button.

11

Enter your **i-Token Personal Identification Number (PIN)**, then click **Confirm**.

**i-Token PIN**  
Cyberbanking Account No. XXXXXXXXXX

Enter i-Token PIN

Please check and verify before making fund transfer to avoid trick used by scammer. If in doubt, do not proceed.

Transfer From: XXXXXXXX  
Current Account SGD  
[Check Balance](#)

Transfer To: Registered Payee -  
XXXXXXXXXXXXX  
DBS BANK LTD  
XXXXXXXXX

Amount: SGD 1.00  
[Check Limit](#)

**Confirm**

Biometric ID

12

Click **Done**.

**Transfer Result**

**Transaction Completed**

Date Submitted:	XXXXXXXXXX
Transaction Reference:	XXXXXXXXXX
Transfer From:	XXXXXXXXXX Current Account SGD <a href="#">Check Balance</a>
Transfer To:	Registered Payee - XXXXXXXXXXXXX DBS BANK LTD XXXXXXXXXXXXX
Amount:	SGD 1.00 <a href="#">Check Limit</a>
Transfer Method:	FAST
Purpose Code:	Allowance
Transfer Date:	Immediate

**Done**