

1

Scan to download the **BEA Singapore Mobile Banking Application**.

For iOS:

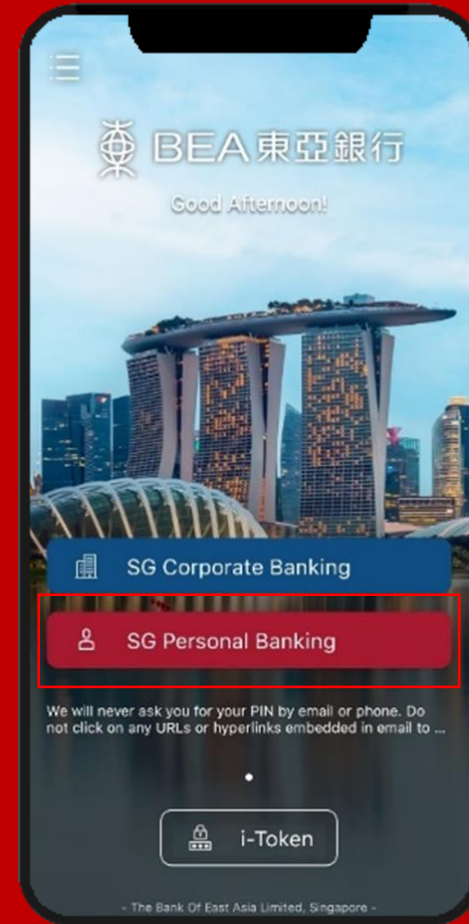


For Android:



2

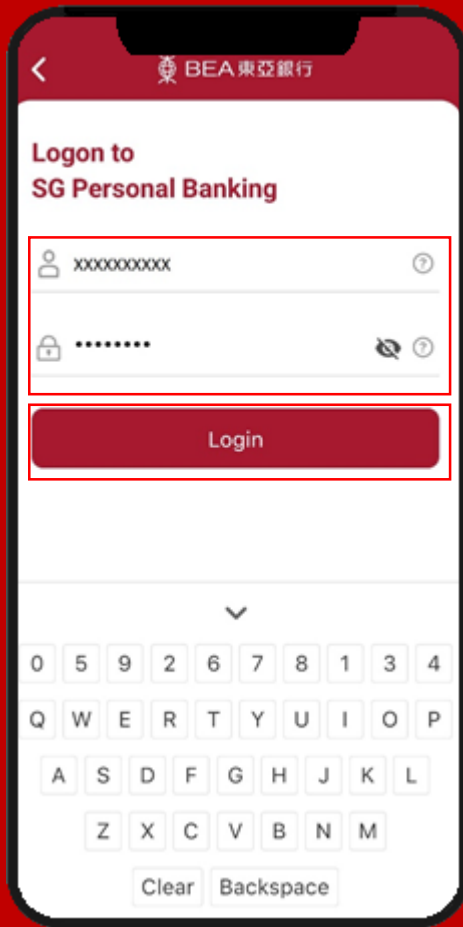
Select **Singapore (SG) Personal Banking**.



3

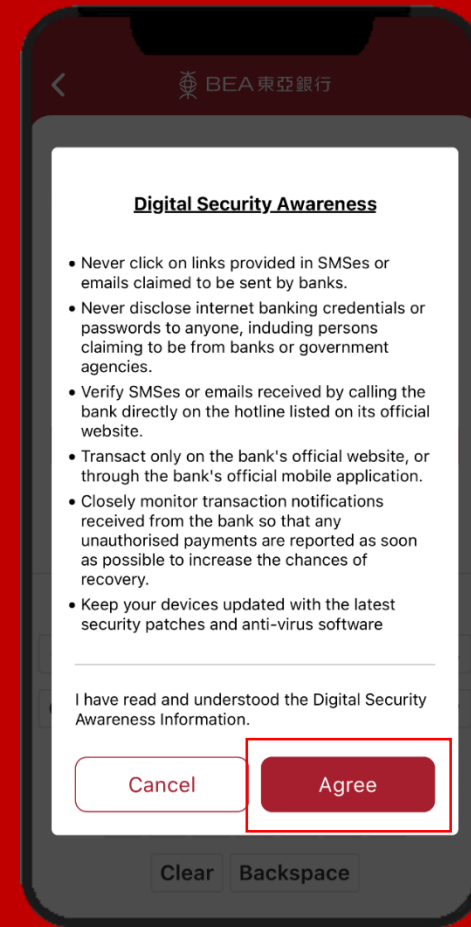
Enter **Cyberbanking Account Number** and **Personal Identification Number (PIN)**.
Click **Login**.

Log in to Personal Cyberbanking

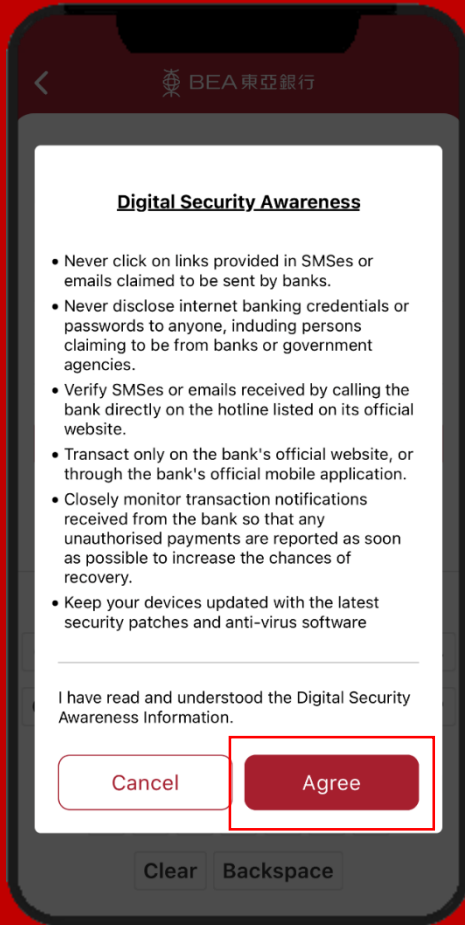


4

Click **Agree** after reading the **Digital Security Awareness**.



Click **Agree** after reading the **Digital Security Awareness**.



6a

Enter the **6-digit Short Message Service (SMS) One Time Password (OTP)***, then click **Verify**.

OTP Verification

SMS OTP Verification

Cyberbanking Account No. XXXXXXXXXX

Please enter the 6 digit OTP sent to your mobile no.

(97s remaining)

Verify

*When i-Token is not registered.

6b

Enter your **i-Token PIN#**, then click **Confirm**.

i-Token PIN

Cyberbanking Account No. XXXXXXXXXX

Enter i-Token PIN

Forget i-Token PIN

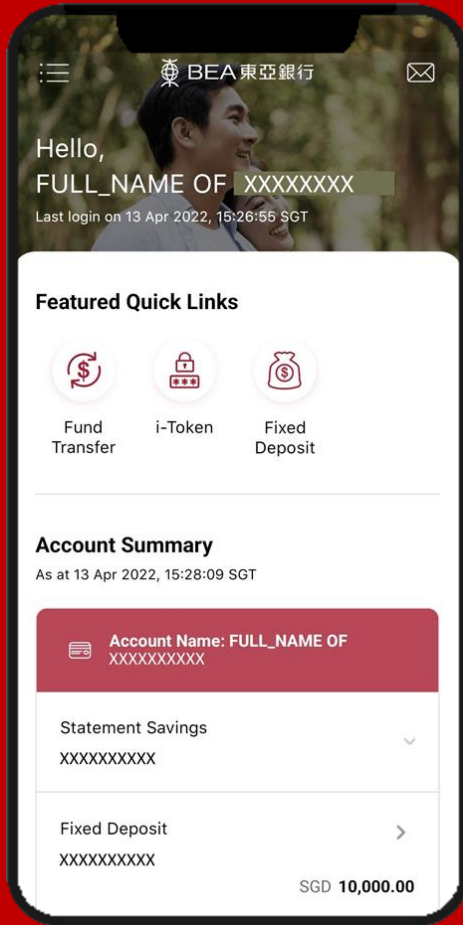
Confirm

#When i-Token is registered.

7

The Personal Cyberbanking Homepage is displayed.

Log in to Personal Cyberbanking



Page 5 of 5