

Log into Cyberbanking.
Select **Accounts & Payments > New Transfer.**

The screenshot displays the BEA Singapore Personal Cyberbanking interface. At the top, the BEA logo and 'SINGAPORE PERSONAL CYBERBANKING' are visible. The user's profile 'XXXXXXXX' is shown in the top right corner. The main navigation bar includes 'Accounts & Payments', 'Banking Services', 'Loans', and 'My Details'. The 'Accounts & Payments' section is expanded, showing a grid of options. The 'FUND TRANSFER' column has 'New Transfer' highlighted with a red box. Other options in the grid include 'Account Summary', 'Account Activity', 'Manage Statement/E-Advice', 'Statement Request', 'E-Statement', 'E-Advice - Remittance', 'Scheduled Instruction', 'Registered Payee', 'Pending Transfer', 'Cashier's Order', 'Demand Draft', 'Deposit Summary', 'Placement', 'Rate Inquiry', and 'FX Contracts'.

ACCOUNT	FUND TRANSFER	FIXED DEPOSIT	OTHERS
Account Summary	New Transfer	Deposit Summary	Rate Inquiry
Account Activity	Scheduled Instruction	Placement	FX Contracts
Manage Statement/E-Advice	Registered Payee		
Statement Request	Pending Transfer		
E-Statement	Cashier's Order		
E-Advice - Remittance	Demand Draft		

- (a) Select the **Withdrawal Account**.
- (b) Input the **Transaction Amount**.
- (c) Select **FAST**.

Accounts & Payments | Banking Services | Loans | My Details

New Transfer

The minimum transfer amount is \$1.00 in each respective currency.

1 Input

2 Confirm

3 Complete

Transfer From

Withdrawal Account

(a) [Check Balance](#)

Transaction Amount

Amount

(b) Enter amount [Check Limit](#)

Method of Transfer

To Account

(c)

Deposit Account

Registered Payee

Non-registered

Registered Payee


Purpose Code




Transfer Date

- (a) Select **Registered Payee** or **Non-registered**, then select the registered payee's details or input the payee's details.
- (b) Select the **Purpose Code**.
- (c) Select the **Transfer Date**.
- (d) Click **Confirm**.

The screenshot shows a web form for transferring funds via FAST. The form is divided into several sections: **Deposit Account**, **Purpose Code**, **Transfer Date**, and **Other**.
 - In the **Deposit Account** section, there are two buttons: **Registered Payee** and **Non-Registered Payee**. A red box labeled (a) highlights these buttons. Below them is a search bar for the **Registered Payee** with the placeholder text "Select or enter an account" and a magnifying glass icon.
 - In the **Purpose Code** section, there is a search bar with the placeholder text "Select Option" and a magnifying glass icon. A red box labeled (b) highlights this search bar.
 - In the **Transfer Date** section, there are three options: **Immediate** (highlighted with a red box labeled (c)), **Later** (with the subtext "Select a date within the next 90 days"), and **Recurring** (with the subtext "Set weekly, monthly, quarterly, semi-annual or annual transfers within the next 90 days").
 - In the **Other** section, there is a text input field for **Comments(Optional)** with the placeholder text "Text here" and a character count "0 / 30".
 - At the bottom right of the form, there is a red **Confirm** button, which is highlighted with a red box labeled (d).

(a) Input Transaction Reference Number into The Bank of East Asia, Singapore (BEASG) Mobile Application to obtain Security Code.

 **BEA 東亞銀行** | SINGAPORE PERSONAL CYBERBANKING

  FULL_NAME OF XXXXXXXXXXXX 

Accounts & Payments | Banking Services | Loans | My Details

New Transfer

The minimum transfer amount is \$1.00 in each respective currency.

✓ Input

2 Confirm

3 Complete

Verification

Please enter the 6 digit security code generated from your registered device.

Transaction Reference No. (a)

i-Token ⓘ

i-Token expires in 71 seconds

Transfer From

Withdrawal Account Savings Account XXXXXXXX (SGD)

Transaction Amount

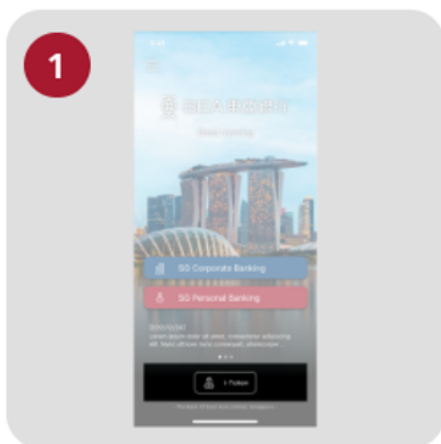
Amount SGD 1,000.00

Follow the steps below to generate the **Security Code**.

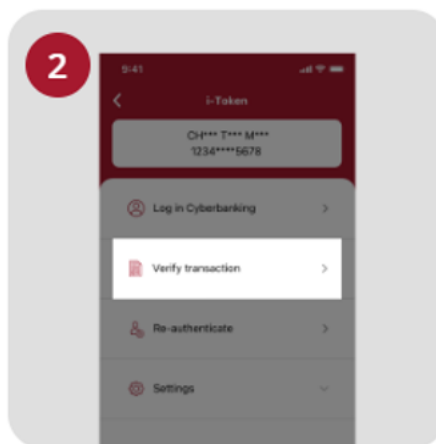


BEA 東亞銀行

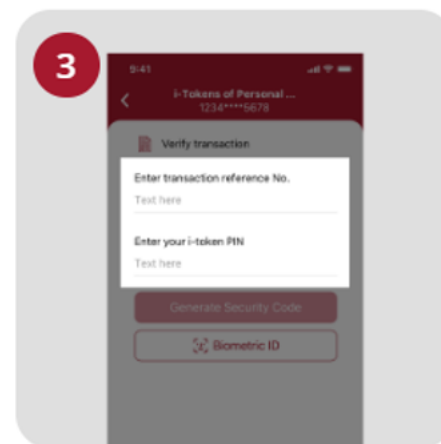
SINGAPORE PERSONAL
CYBERBANKING



Open the App on your iToken-activated device and press "i-Token".




Select "Verify transaction".










Enter the Transaction Reference No. displayed on the Cyberbanking webpage. Enter your i-Token PIN or use Biometric ID (if enabled) to generate the security code.

Transaction Reference No. XXXXXXXX

(a) Enter the **Security Code**.
Click **Confirm** at the bottom of the page.


 **BEA 東亞銀行** | SINGAPORE PERSONAL CYBERBANKING

  FULL_NAME OF XXXXXXXXXXXX 

 Accounts & Payments |  Banking Services |  Loans |  My Details

New Transfer

The minimum transfer amount is \$1.00 in each respective currency.

 **Input**

2 **Confirm**

3 **Complete**

Verification

Please enter the 6 digit security code generated from your registered device.

Transaction Reference No. XXXXXXXXXXXX

i-Token ⓘ

(a)

X X X X X X

i-Token expires in 71 seconds

Transfer From

Withdrawal Account Savings Account XXXXXXXXX (SGD)

Transaction Amount