

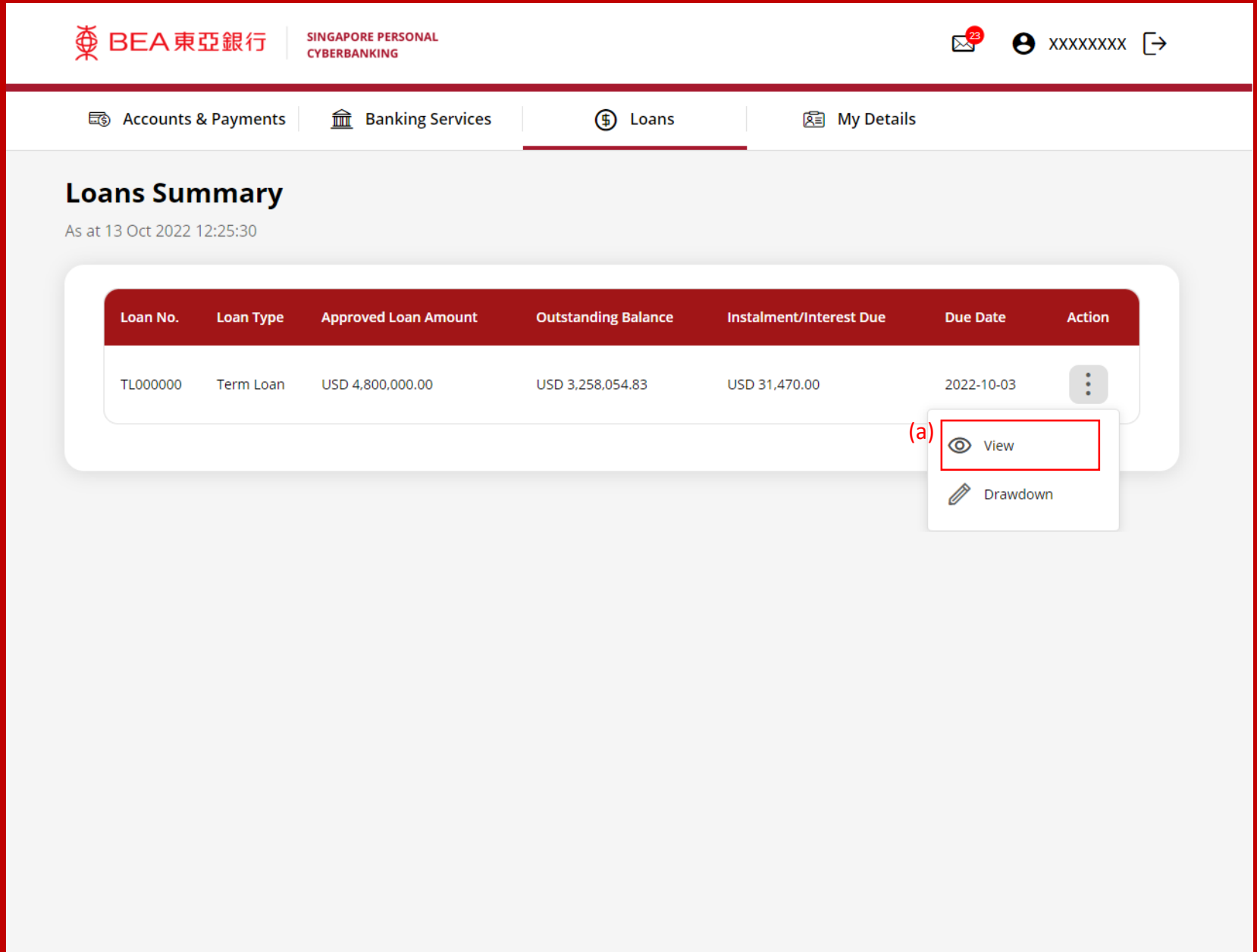
1

Log into Cyberbanking.
Select **Loans > Summary**.

Submit Settlement Instruction

The screenshot displays the BEA Singapore Personal Cyberbanking interface. At the top, the BEA logo and 'SINGAPORE PERSONAL CYBERBANKING' are visible. The user is logged in as 'XXXXXXXX' with a notification badge showing '21'. The main navigation menu includes 'Accounts & Payments', 'Banking Services', 'Loans', and 'My Details'. The 'Loans' menu is selected, and a sub-menu is displayed with two columns: 'SUMMARY' and 'STATEMENT'. Under 'SUMMARY', the 'Summary' option is highlighted with a red rectangular box, while 'Repayment History' is listed below it. Under 'STATEMENT', 'Loan Statement' and 'Loan Advice' are listed.

(a) Click  under **Action**, then click **View**.






BEA 東亞銀行 SINGAPORE PERSONAL CYBERBANKING

Accounts & Payments Banking Services **Loans** My Details

Loans Summary

As at 13 Oct 2022 12:25:30

Loan No.	Loan Type	Approved Loan Amount	Outstanding Balance	Instalment/Interest Due	Due Date	Action
TL000000	Term Loan	USD 4,800,000.00	USD 3,258,054.83	USD 31,470.00	2022-10-03	 (a)  View  Drawdown

(a) Click  under **Action**, then click **Settlement**.

Loans Summary Details

Loan Details

Loan No.	TL000000
Loan Type	Term Loan
Approved Loan Amount	USD 4,800,000.00
Outstanding Balance	USD 3,258,054.83
Available Drawdown Amount	USD 2,741,945.17
Available to drawdown Before	-

Drawdown Records

Drawdown No.	Outstanding Amount	Drawdown Date / Maturity Date	Instalment / Interest Due Amount / Next Due Date	Interest Rate	Overdue Amount / Overdue Since	Overdue Interest	Action
001	USD 3,258,054.83	2013-06-12 2034-01-01	USD 31,470.00 2022-10-03	6.44410%	USD 0.00 --	USD 0.00	

- (a)  Rollover
-  Settlement

- (a) Input the **Loan Settlement Instruction Details**.
(b) Click **Confirm**.

Loan Settlement Instruction



1 Input

2 Confirm


3 Complete

Loan Settlement Instruction Details

(a)


Loan No.	TL000000
Drawdown No.	001
Loan Amount	USD 3,258,054.83
Maturity Date	1 Jan 2034
Repayment Notice Period (Partial Settlement)	30 day(s)
Repayment Notice Period (Full Settlement)	90 day(s)
Early Settlement Amount	<input type="text" value="USD 3,258,054.83"/>
Date of Early Settlement	<input type="text" value="05/10/2022"/> 
Settlement Account Number	<input type="text" value="Current Account (USD)"/> <input type="text" value="XXXXXXXX"/> 




Break funding cost, prepayment fee and/or interest in lieu may be applied based on the standard terms and conditions.





 Back

(b)




(a) Input Transaction Reference Number into The Bank of East Asia, Singapore (BEASG) Mobile Application to obtain Security Code.

 **BEA 東亞銀行** | SINGAPORE PERSONAL CYBERBANKING

  XXXXXXXX 

 Accounts & Payments |  Banking Services |  **Loans** |  My Details

Loan Settlement Instruction


 **Input** |  **Confirm** |  **Complete**

Loan Settlement Instruction Details

Verification

Please enter the 6 digit security code generated from your registered device.

Transaction Reference No. ^(a)

i-Token 

i-Token expires in 96 seconds

Loan No.	TL000000
Drawdown No.	001
Loan Amount	USD 3,258,054.83
Maturity Date	1 Jan 2034

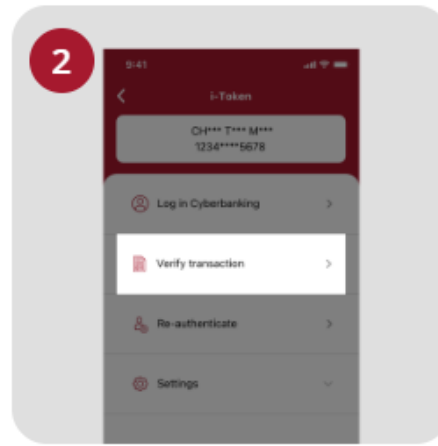
Follow the steps below to generate the Security Code.



SINGAPORE PERSONAL
CYBERBANKING



Open the App on your iToken-activated device and press "i-Token".



Select "Verify transaction".



Enter the Transaction Reference No. displayed on the Cyberbanking webpage. Enter your i-Token PIN or use Biometric ID (if enabled) to generate the security code.

Transaction Reference No. XXXXXXXX

5c

(a) Enter the **Security Code**.
Click **Confirm** at the bottom of the page.

Submit Settlement Instruction (i-Token)

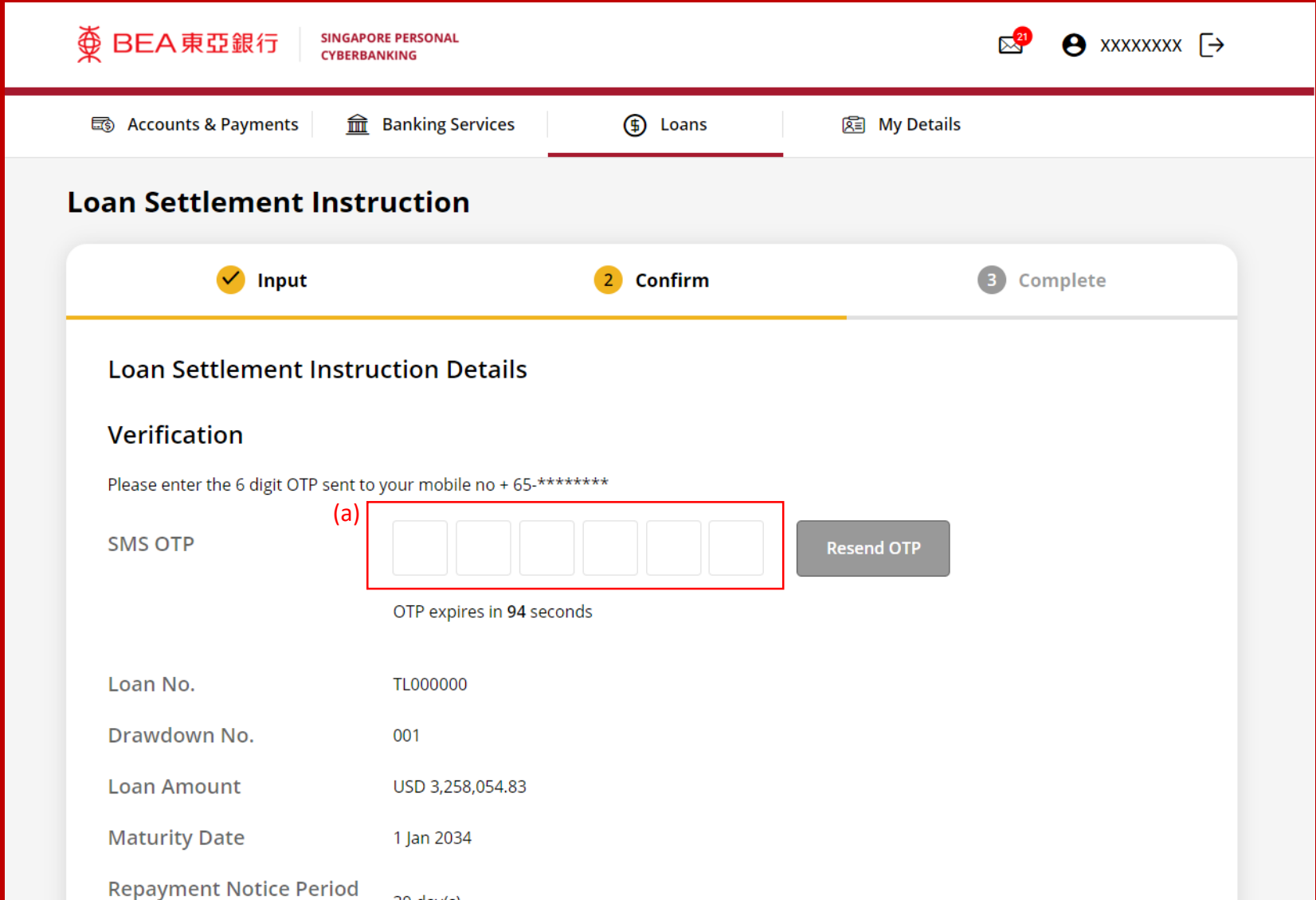
The screenshot shows the BEA Singapore Personal Cyberbanking interface. At the top, there is a navigation bar with the BEA logo and 'SINGAPORE PERSONAL CYBERBANKING' text. On the right, there are icons for messages (with a '21' notification), a user profile (labeled 'XXXXXXXX'), and a home icon. Below the navigation bar, there are menu items: 'Accounts & Payments', 'Banking Services', 'Loans' (which is highlighted with a red underline), and 'My Details'. The main content area is titled 'Loan Settlement Instruction' and features a progress indicator with three steps: '1 Input' (checked), '2 Confirm' (active), and '3 Complete'. Under the 'Confirm' step, the section is titled 'Loan Settlement Instruction Details' and 'Verification'. A message states: 'Please enter the 6 digit security code generated from your registered device.' Below this, the 'Transaction Reference No.' is shown as 'XXXXXXXX'. The 'i-Token' section contains a red box around six empty input fields, with a red '(a)' label to its left. Below the input fields, it says 'i-Token expires in 96 seconds'. At the bottom, there is a table with loan details:

Loan No.	TL000000
Drawdown No.	001
Loan Amount	USD 3,258,054.83
Maturity Date	1 Jan 2034

Page 7 of 8

(a) Enter the **6-digit Short Message Service (SMS) One Time Password (OTP)**.

Click **Confirm** at the bottom of the page.



BEA 東亞銀行 SINGAPORE PERSONAL CYBERBANKING

Accounts & Payments Banking Services Loans My Details

Loan Settlement Instruction

1 Input 2 Confirm 3 Complete

Loan Settlement Instruction Details

Verification

Please enter the 6 digit OTP sent to your mobile no + 65-*****

SMS OTP (a)

OTP expires in 94 seconds

Loan No.	TL000000
Drawdown No.	001
Loan Amount	USD 3,258,054.83
Maturity Date	1 Jan 2034
Repayment Notice Period	30 day(s)