

1

Log into Cyberbanking.
Select **Banking Services** > **Money Lock**.

Money Lock

The screenshot displays the BEA Singapore Personal Cyberbanking interface. At the top, the header includes the BEA logo and name in Chinese (BEA 東亞銀行), the text "SINGAPORE PERSONAL CYBERBANKING", a notification icon with a red "30" badge, a user profile icon labeled "XXXXXXXX", and a logout icon. Below the header is a navigation bar with four tabs: "Accounts & Payments", "Banking Services" (which is underlined), "Loans", and "My Details". A white dropdown menu is open under the "Banking Services" tab, listing three options: "REQUEST" (with a sub-header), "Cheque Book Request", "Update Transaction Limits", and "Money Lock". The "Money Lock" option is highlighted with a red rectangular border.

Select account to **Lock**.

BEA 東亞銀行

SINGAPORE PERSONAL
CYBERBANKING

XXXXXXXX



Accounts & Payments

Banking Services

Loans


My Details




Money Lock

Account Name: FULL_NAME

Account Type	Account No.	Current Balance	Available Balance	Action
Savings Account	XXXXXXXX	SGD 1,112.78	SGD 1,112.78	Lock
Statement Savings	XXXXXXXX	SGD 57.87	SGD 57.87	Lock
Savings Account	XXXXXXXX	SGD 3,663.99	SGD 3,663.99	Lock

- (a) Input the Money Lock Amount.
(b) Click **Submit**.

 **BEA 東亞銀行** SINGAPORE PERSONAL CYBERBANKING

 30  XXXXXXXX 

Accounts & Payments Banking Services Loans My Details


Money Lock

1 Input

2 Confirm

3 Complete

Account No.	Savings Account XXXXXXXX
Current Balance	SGD 1,112.78
Available Balance	SGD 1,112.78 Check Balance
Money Lock Amount	(a) <div>SGD ▾ Enter amount</div>

 Back

(b)

Submit

(a) Enter the **6-digit Short Message Service (SMS) One Time Password (OTP)**.

Click **Confirm** at the bottom of the page.

The screenshot displays the BEA Singapore Personal Cyberbanking interface. At the top, the BEA logo and 'SINGAPORE PERSONAL CYBERBANKING' are visible. The user's profile 'XXXXXXXX' is shown in the top right corner. The main navigation bar includes 'Accounts & Payments', 'Banking Services', 'Loans', and 'My Details'. The 'Banking Services' section is active, showing a progress bar with three steps: 'Input' (completed), 'Confirm' (current step), and 'Complete'. The 'Verification' section prompts the user to enter a 6-digit SMS OTP sent to their mobile number. A red box highlights the input field, with a red '(a)' next to it. A 'Resend OTP' button is located to the right of the input field. Below the input field, a timer indicates 'OTP expires in 91 seconds'. A security notice states: 'For security, once you have confirmed, you can only release the funds at the branch.' The 'Update Money Lock' section displays account details: Account No. (Savings Account XXXXXXXX), Current Balance (SGD 1,112.78), New Available Balance (SGD 1,012.78), and Money Lock Amount (SGD 100.00). At the bottom, there is a 'Back' button and a 'Confirm' button.

BEA 東亞銀行 SINGAPORE PERSONAL CYBERBANKING

XXXXXXXX

Accounts & Payments Banking Services Loans My Details

1 Input 2 Confirm 3 Complete

Verification

Please enter the 6 digit OTP sent to your mobile no + 65-*****

SMS OTP (a) Resend OTP

OTP expires in 91 seconds

For security, once you have confirmed, you can only release the funds at the branch.

Update Money Lock

Account No.	Savings Account XXXXXXXX
Current Balance	SGD 1,112.78
New Available Balance	SGD 1,012.78
Money Lock Amount	SGD 100.00

< Back Confirm