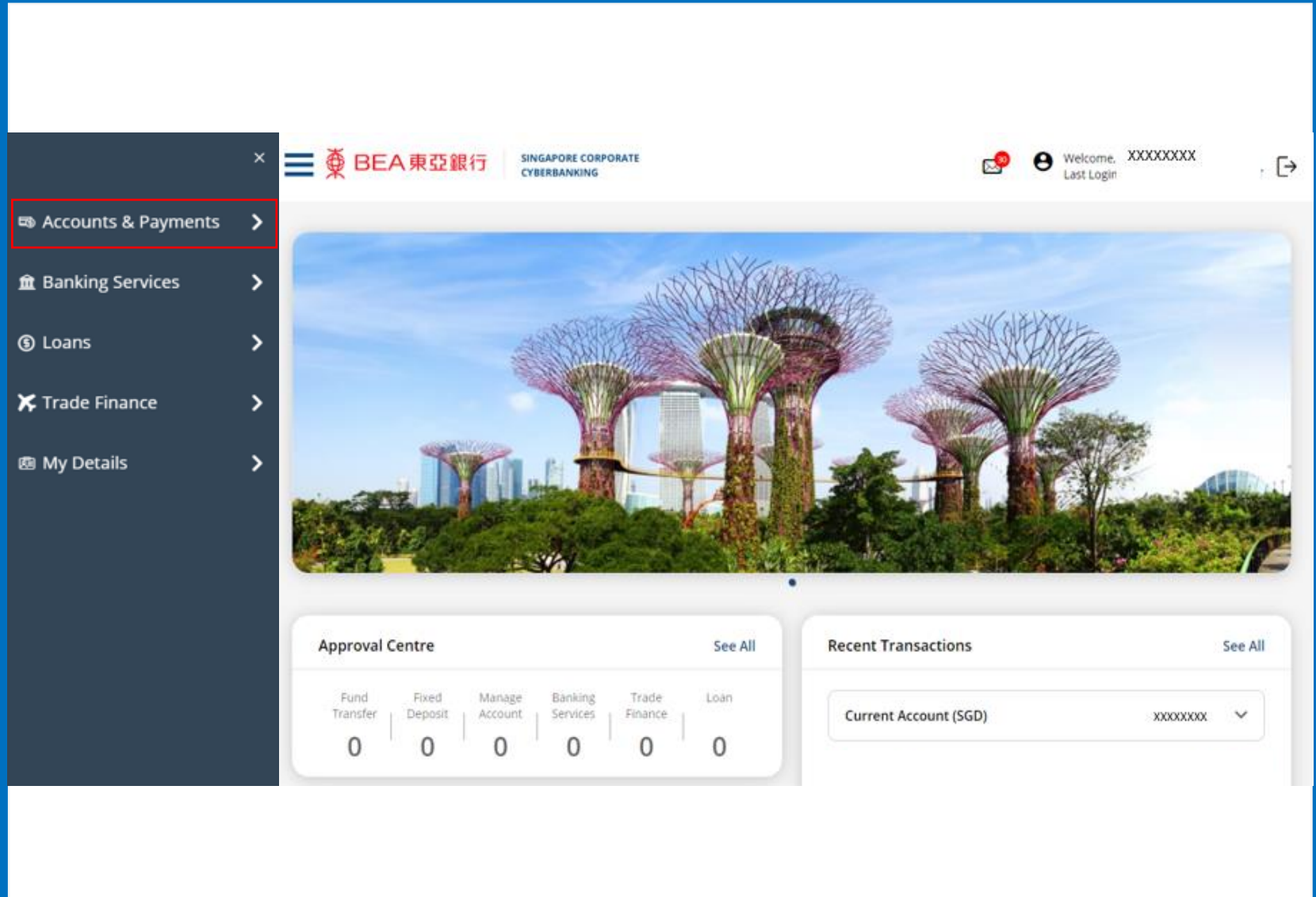


# Log into Cyberbanking. Select **Accounts & Payments**.



The screenshot displays the BEA Singapore Corporate Cyberbanking interface. On the left, a dark sidebar menu contains the following items: 'Accounts & Payments' (highlighted with a red box), 'Banking Services', 'Loans', 'Trade Finance', and 'My Details'. The main content area features a header with the BEA logo and 'SINGAPORE CORPORATE CYBERBANKING' text. To the right of the header is a user greeting 'Welcome, XXXXXXXX' and a 'Last Login' link. Below the header is a large banner image of the Supertrees at Gardens by the Bay. The interface includes two main sections: 'Approval Centre' and 'Recent Transactions'. The 'Approval Centre' section contains a table with columns for 'Fund Transfer', 'Fixed Deposit', 'Manage Account', 'Banking Services', 'Trade Finance', and 'Loan', each showing a balance of '0'. The 'Recent Transactions' section shows a dropdown menu for 'Current Account (SGD)' with the value 'XXXXXXXX'.

BEA 東亞銀行 SINGAPORE CORPORATE CYBERBANKING

Welcome, XXXXXXXX Last Login

Accounts & Payments

Banking Services

Loans

Trade Finance

My Details

Approval Centre See All

Fund Transfer	Fixed Deposit	Manage Account	Banking Services	Trade Finance	Loan
0	0	0	0	0	0

Recent Transactions See All

Current Account (SGD) XXXXXXXX

Back

ACCOUNT

FUND TRANSFER

FIXED DEPOSIT

OTHERS


BEA 東亞銀行

SINGAPORE CORPORATE CYBERBANKING

30

Welcome, XXXXXXXX

Last Login



Approval Centre

See All

Fund Transfer

Fixed Deposit

Manage Account

Banking Services

Trade Finance

Loan

0

0

0

0

0

0

Recent Transactions

See All

Current Account (SGD)

XXXXXXXX

← Back

×

New Transfer

Scheduled Instruction


Registered Payee

Pending Transfer


Cashier's Order


Bulk Payment


Demand Draft


 **BEA 東亞銀行**

SINGAPORE CORPORATE  
CYBERBANKING

 30


 Welcome, XXXXXXXX  
Last Login





Deposit Overview

See All



SGD	114,115.84
USD	234,264.87


Recent Transactions

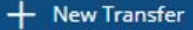
See All

Current Account (SGD) XXXXXXXX ▼

## Fund Transfer

Last updated 7 Jul 2025 16:37:09 SGT


 Filters

 New Transfer

Submit for Approval

Approval Status

Execution Status

Transfer Date	Type	Transfer From	Transfer To	Amount	Status	Action
<div><p>No Record Found</p></div>						

- (a) Select the **Withdrawal Account**.
- (b) Input the **Transaction Amount**.
- (c) Select **FAST**.

## New Transfer

The minimum transfer amount is \$1.00 in each respective currency.

1 Input

2 Confirm

3 Complete

---

### Transfer From

Withdrawal Account (a)  [Check Balance](#)

### Transaction Amount

Amount (b)  [Check Limit](#)

### Method of Transfer

To Account (c)

Deposit Account

- (a) Select **Registered Payee** or **Non-registered**, then select the registered payee's details or input the payee's details.
- (b) Select the **Purpose Code**.
- (c) Select the **Transfer Date**.

**Method of Transfer**

To Account FAST

Deposit Account

(a) Registered Payee Non-Registered Payee

Registered Payee

Select or enter an account

Purpose Code

(b) Allowance

**Transfer Date**

Date

(c) Immediate Later  
Select a date within the next 90 days Recurring  
Set weekly, monthly, quarterly, semi-annual or annual transfers within the next 90 days

Click **Submit for Approval**, then click **Confirm**.  
Notify the approver to verify.

The screenshot shows a web form titled "Transfer Date". It has two main sections: "Date" and "Other".

**Date**

- Immediate**: A light blue button.
- Later**: A button with the text "Select a date within the next 90 days".
- Recurring**: A button with the text "Set weekly, monthly, quarterly, semi-annual or annual transfers within the next 90 days".

**Other**

**Comments(Optional)**: A text input field with the placeholder "Text here" and a character count "0 / 30".

At the bottom, there are three buttons: "Save", "Submit for Approval" (highlighted with a red box), and "Back".