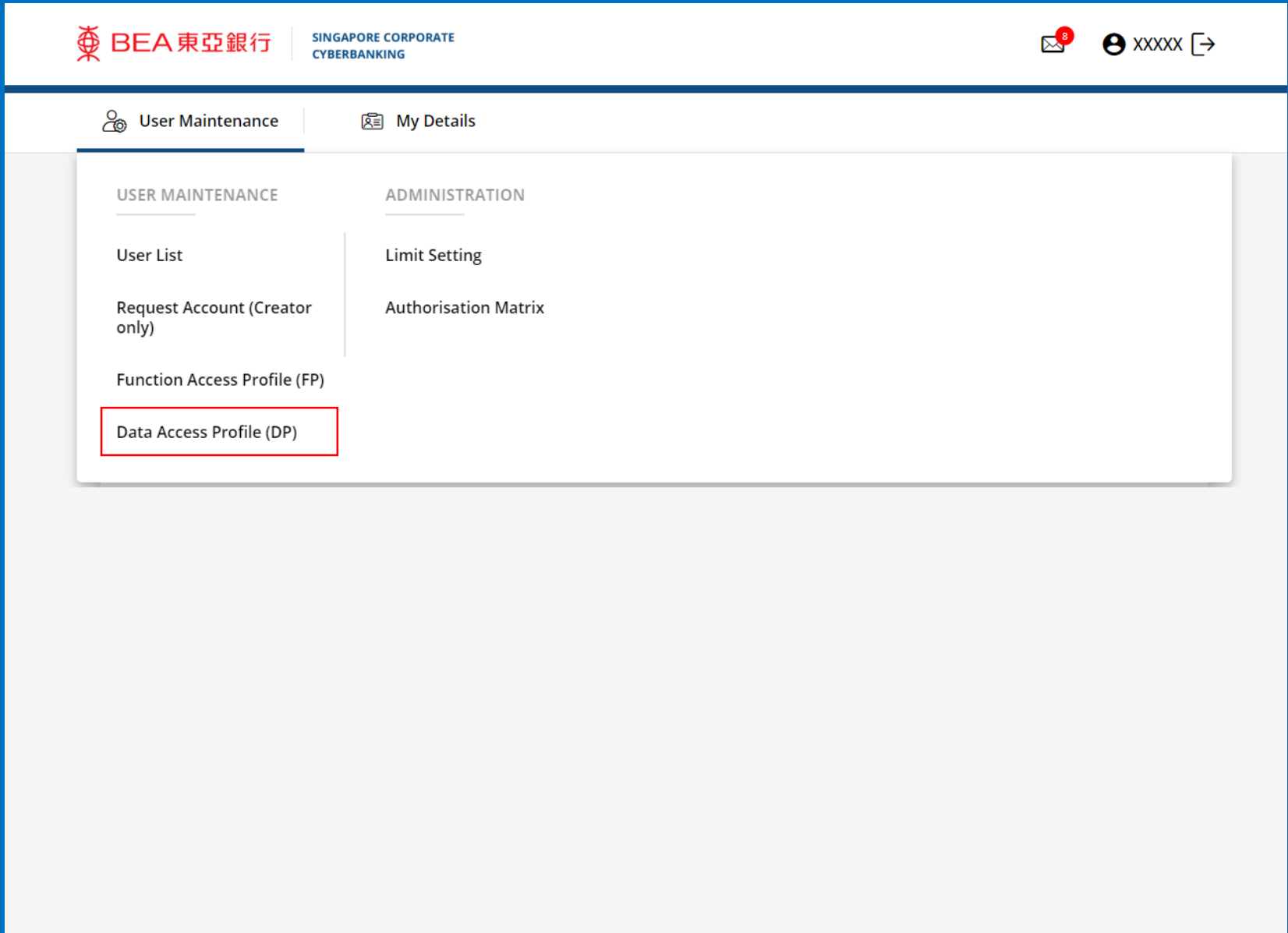


1

Log into Cyberbanking.
Select **User Maintenance > Data Access Profile (DP)**.



The screenshot shows the BEA Singapore Corporate Cyberbanking interface. At the top left is the BEA logo and name in Chinese and English. To the right is the text 'SINGAPORE CORPORATE CYBERBANKING'. Further right are a notification icon with a red '6' and a user profile icon labeled 'XXXXX'. Below the header is a navigation bar with 'User Maintenance' and 'My Details' tabs. The 'User Maintenance' tab is active, showing a menu with two columns: 'USER MAINTENANCE' and 'ADMINISTRATION'. Under 'USER MAINTENANCE' are 'User List', 'Request Account (Creator only)', 'Function Access Profile (FP)', and 'Data Access Profile (DP)'. Under 'ADMINISTRATION' are 'Limit Setting' and 'Authorisation Matrix'. The 'Data Access Profile (DP)' option is highlighted with a red rectangular border.

Data Access Profile (DP)








Last updated 26 Oct 2022 09:48:06 SGT

 + New DP

DP List

Submit for Approval

Approval Status

DP ID	DP Description	Action
DAP--XXXXXXX	AUTO-CONVERTED DAP	
DAP--XXXXXXX	AUTO-CONVERTED DAP	 View / Update  Delete
DAP--XXXXXXX	AUTO-CONVERTED DAP	
DAP--XXXXXXX	AUTO-CONVERTED DAP	
XXXXXXX		
XXXXXXX		

3

Click Yes.
Notify the approver to verify.

BEA 東亞銀行 SINGAPORE CORPORATE CYBERBANKING

User Maintenance My Details

Data Access Profile (DP)

Last updated 26 Oct 2022 09:48:06 SGT

+ New DP

DP List Submit

Delete Warning

Are you sure you want to delete User1?

Yes

No

DP ID	Action
DAP--XXXXXXXX	
DAP--XXXXXXXX	AUTO-CONVERTED DAP
DAP--XXXXXXXX	AUTO-CONVERTED DAP
DAP--XXXXXXXX	AUTO-CONVERTED DAP
XXXXXXXX	
XXXXXXXX	

View / Update

Delete